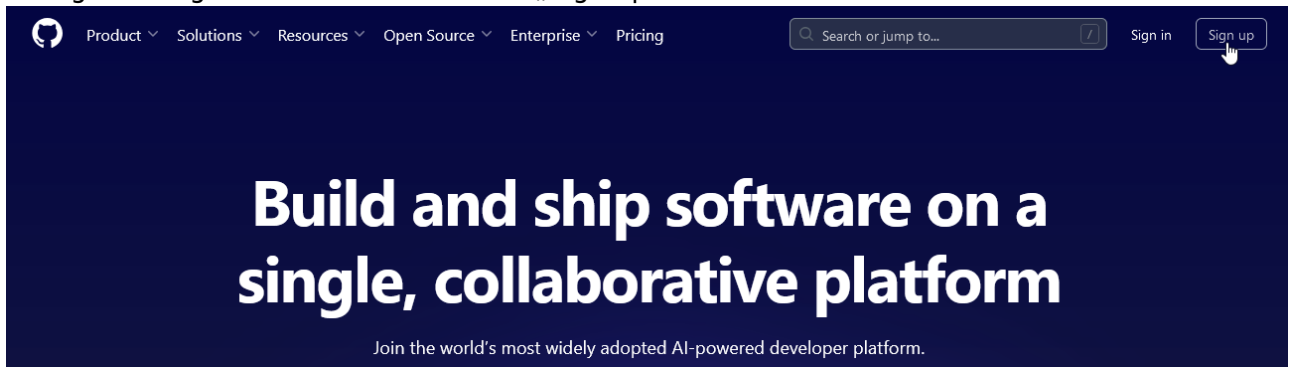


Account auf GitHub anlegen

1. Man geht auf github.com und klickt auf „Sign up“



2. Notwendige Daten eintragen

Sign up to GitHub

Email*

 ✓

Password*

 ✓

Password should be at least 15 characters OR at least 8 characters including a number and a lowercase letter.

Username*

 ✓

Username may only contain alphanumeric characters or single hyphens, and cannot begin or end with a hyphen.

By creating an account, you agree to the [Terms of Service](#). For more information about GitHub's privacy practices, see the [GitHub Privacy Statement](#). We'll occasionally send you account-related emails.



Sign in to GitHub

Username or email address

Password [Forgot password?](#)

Sign in

[Sign in with a passkey](#)

[New to GitHub? Create an account](#)

3. Login unter <https://github.com/login>

<> Start writing code

Start a new repository for phsg-mf

A repository contains all of your project's files, revision history, and collaborator discussion.

Repository name *

Public
Anyone on the internet can see this repository

Private
You choose who can see and commit to this repository

Create a new repository

4. Erstellung eines neuen Repository

Create a new repository

A repository contains all project files, including the revision history. Already have a project repository elsewhere? [Import a repository.](#)

Required fields are marked with an asterisk (*).



Owner * Repository name *

 phsg-mf / Bescheide STU

✔ Your new repository will be created as Bescheide-STU.
The repository name can only contain ASCII letters, digits, and the characters ., -, and _.

Great repository names are short and memorable. Need inspiration? How about [super-duper-octo-sniffle](#) ?

Description (optional)

-  Public
Anyone on the internet can see this repository. You choose who can commit.
-  Private
You choose who can see and commit to this repository.

Initialize this repository with:

- Add a README file
This is where you can write a long description for your project. [Learn more about READMEs.](#)

Add .gitignore


.gitignore template: None ▾

Choose which files not to track from a list of templates. [Learn more about ignoring files.](#)

Choose a license

License: None ▾

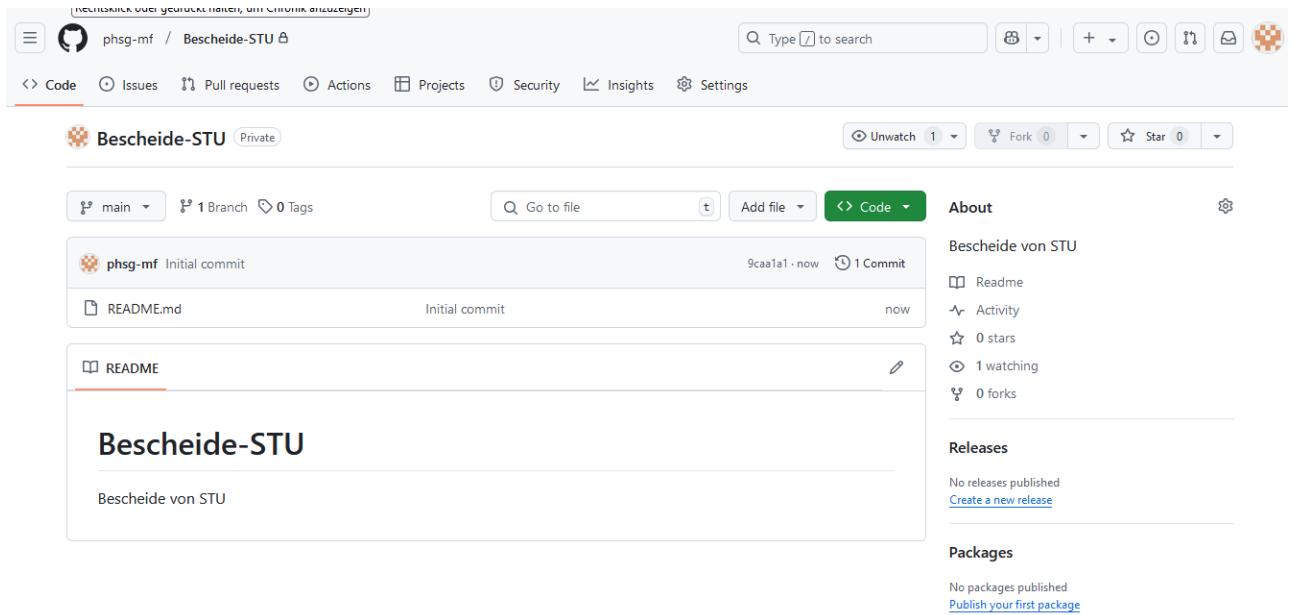
A license tells others what they can and can't do with your code. [Learn more about licenses.](#)

This will set  main as the default branch. Change the default name in your [settings](#).

 You are creating a private repository in your personal account.

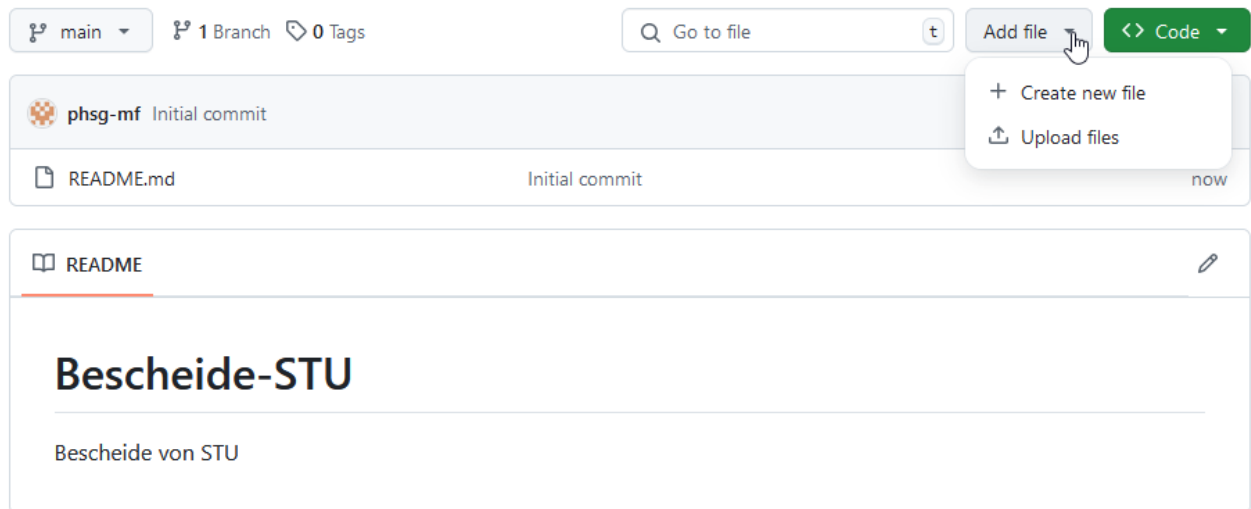
Create repository

5.



6.

7. Neue Datei anlegen oder hochladen



Bescheide-STU /

Drag additional files here to add them to your repository
Or choose your files

06-01.php

Commit changes

Initial Upload

Initialer Upload der Testdatei

Commit directly to the `main` branch.
 Create a new branch for this commit and start a pull request. [Learn more about pull requests.](#)

Commit changes Cancel

8.

9. Neue Datei online

Bescheide-STU (Private)

main 1 Branch 0 Tags

File	Commit	Time
phsg-mf Initial Upload	d40c7cd - now	2 Commits
06-01.php	Initial Upload	now
README.md	Initial commit	2 minutes ago

README

Bescheide-STU

Bescheide von STU

About: Bescheide von STU, Readme, Activity, 0 stars, 1 watching, 0 forks

Releases: No releases published, [Create a new release](#)

Packages: No packages published, [Publish your first package](#)

10. Textbasierende Datei bearbeiten

phsg-mf / Bescheide-STU

Code Issues Pull requests Actions Projects Security Insights Settings

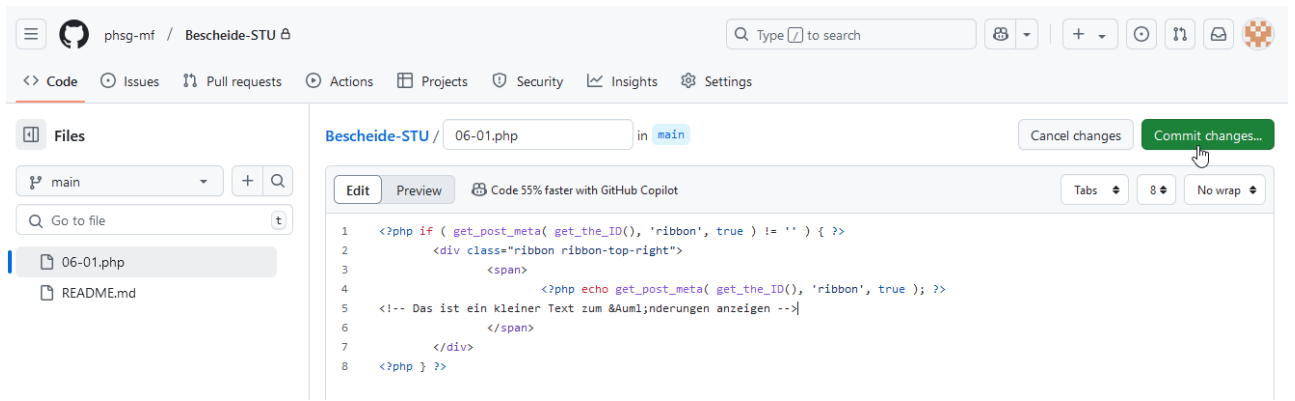
Files: main, 06-01.php, README.md

Bescheide-STU / 06-01.php

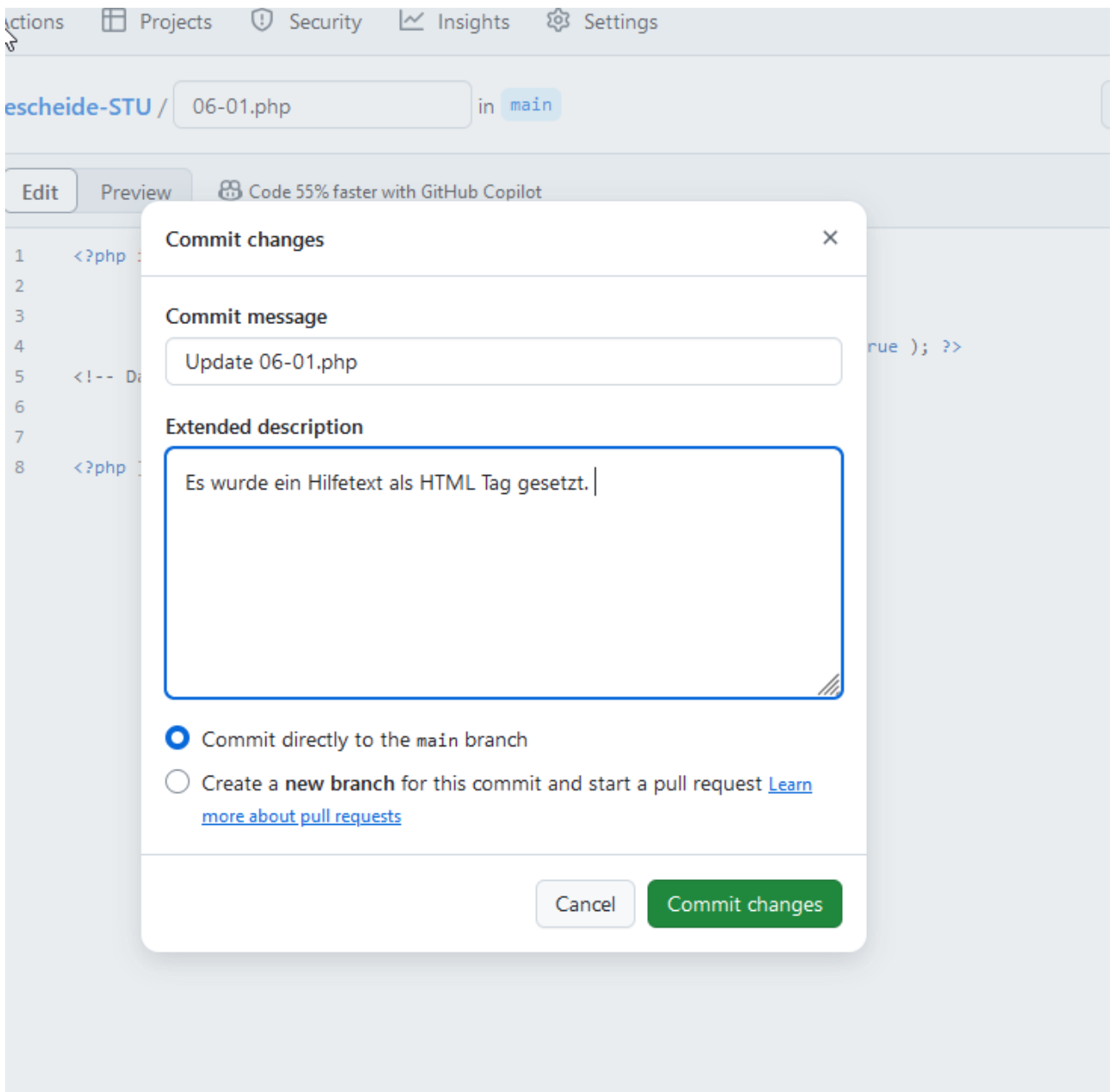
phsg-mf Initial Upload d40c7cd - 1 minute ago History

Code Blame 7 lines (7 loc) · 210 Bytes Code 55% faster with GitHub Copilot

```
1 <?php if ( get_post_meta( get_the_ID(), 'ribbon', true ) != '' ) { ?>
2 <div class="ribbon ribbon-top-right">
3 <span>
4 <?php echo get_post_meta( get_the_ID(), 'ribbon', true ); ?>
5 </span>
6 </div>
7 <?php } ?>
```



11.



12.

The screenshot shows the GitHub interface for a repository named 'Bescheide-STU'. The file '06-01.php' is selected, showing its code content. The code is a PHP snippet that checks for a meta-tag 'ribbon' and echoes its value. The commit history for this file is visible, showing two commits: 'Update 06-01.php' and 'Initial Upload'.

13.

14. Blick in die Historie:

Commits

This screenshot displays the commit history for the file '06-01.php' on the 'main' branch. It shows two commits: 'Update 06-01.php' (5 minutes ago) and 'Initial Upload' (18 minutes ago). Each commit includes a 'Verified' badge and a commit hash.

15. Anzeige der Änderungen

Commit 5c32cbd

Preview Give feedback Browse files

phsg-mf authored 6 minutes ago (Verified)

Update 06-01.php

Es wurde ein Hilfetext als HTML Tag gesetzt.

main

1 parent d40c7cd commit 5c32cbd

Filter files...

06-01.php

1 file changed +2 -1 lines changed

Search within code

The diff view shows the changes made in the file '06-01.php'. It highlights the addition of a comment line (line 5) and the removal of a closing PHP tag (line 7). The changes are color-coded: green for additions and red for deletions.

Comments 0

Lock conversation

Comment

Unsubscribe You're receiving notifications because you're subscribed to this thread.

From:

<https://wiki.modellbahn-anlage.de/> - Wiki der Modellbahn-Anlage.de

Permanent link:

<https://wiki.modellbahn-anlage.de/git/account-auf-github-anlegen?rev=1740992827>

Last update: 03.03.2025 10:07

